

1997 LOCAL PROFILE

Blindcrake

POPULATION	Local	Cumbria
Population in 1991	323	489200
Population in 1995	328	490300
Numeric change 1991-1995	6	1100
Percent change 1991-1995	1.7	0.2

Source: Office for National Statistics, Information & Intelligence, 1997

AGE STRUCTURE (1995)	Number	Local %	Cumbria %
Aged 0-14	0	0	18.1
Aged 15-29	0	0	20.5
Aged 30-44	0	0	21.0
Aged 45-59	0	0	17.5
Aged 60-74	0	0	15.4
Aged 75-84	0	0	5.8
Aged 85+	0	0	1.7

Source: Office for National Statistics, Information & Intelligence, 1997

RECENT CHANGE IN ELECTORATE	Local	Cumbria
Number of electors 1992	264	385404
Number of electors 1996	239	385944
Change 1992-96	-25	540
Percent change 1992-96	-9.5	0.1

Source: District Councils, Information & Intelligence, 1997

POPULATION DENSITY (1995)	Local	Cumbria
Area (square hectares)	2792	682354
Population density (persons per hectare)	0.12	0.7
Sparsity banding #	Super sparse	Sparse

Source: Information & Intelligence, 1997

NB: There are 3 sparsity groupings, defined as: urban (more than 4 persons per hectare); sparse (between 0.5 and 4 persons per hectare); and super sparse (under 0.5 persons per hectare).

SINGLE PARENTS (1995)	Number	Local %	Cumbria %
Single parents	0	0.0	6.7

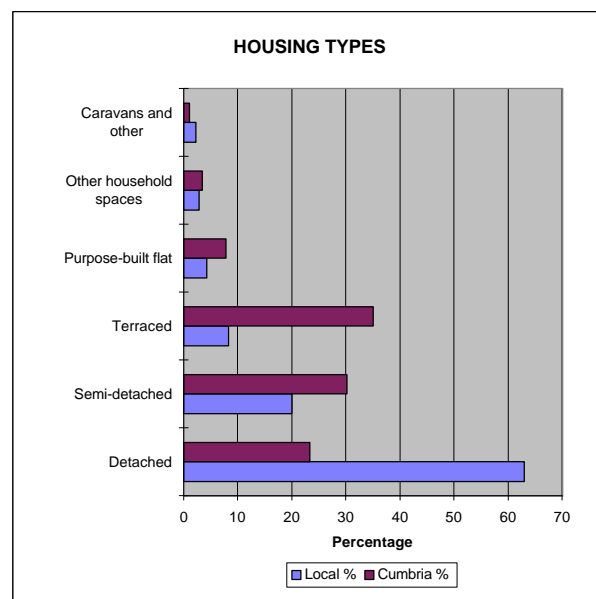
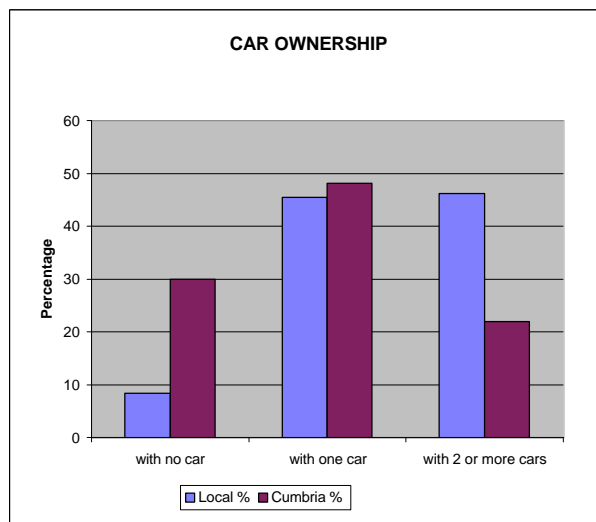
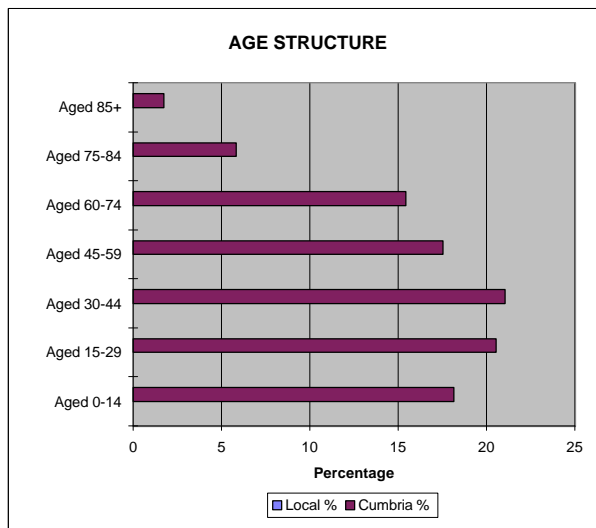
Source: Regional Trends, Office for National Statistics, Information & Intelligence, 1997

CAR OWNERSHIP (1995)	Number	Local %	Cumbria %
Households:			
with no car	11	8	30
with one car	58	45	48
with 2 or more cars	59	46	22

Source: Regional Trends, Office for National Statistics, Information & Intelligence, 1997

HOUSEHOLD DETAILS (1995)	Number 1995	Local % 1995	Cumbria % 1995
Detached	91	63	23
Semi-detached	29	20	30
Terraced	12	8	35
Purpose-built flat	6	4	8
Other household spaces	4	3	3
Caravans and other	3	2	1

Source: Regional Trends, Office for National Statistics, Information & Intelligence, 1997



Information & Intelligence produces a range of publications concerning the County and its people. These are produced to help the County Council and others living and working in Cumbria to understand some of the challenges we face. Copies of our publication list are available from the address below

